

# Cylinder regulator CRF61 / 62

spectrocom



Cylinder pressure regulator CRF61



Cylinder pressure regulator CRF61 with control valve in the outlet

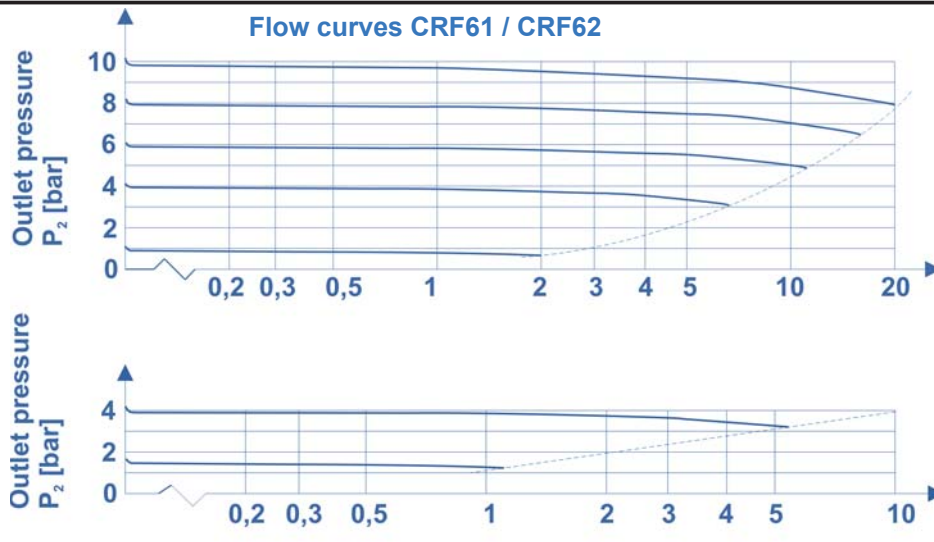
## Product features

- Single- and dual-stage cylinder pressure regulators
- Simple and safe gas withdrawal from gas cylinders, for non-corrosive gases and gas mixtures up to quality 5.0
- Stainless steel diaphragm
- Suitable for inlet pressures up to 300 bar
- Safety pressure gauge with dual bar / psi - scale
- Integrated relief valve
- Central filter
- Optional control valve in the outlet
- Approved for use with oxygen
- Laboratory-style design
- Ergonomically designed

## Technical data

<b>Type</b>	single- / double-stage
<b>Inlet pressure <math>P_1</math></b>	max. 300 bar
<b>Outlet pressure <math>P_2</math></b>	max. 1.5 to 10 bar
<b>Materials</b>	
Body:	brass
Bonnet:	brass, powder coated
Valve seat:	PA
Diaphragm:	SS301 (SS 1.4310)
Filter:	SS316L (SS 1.4404)
<b>Outlets</b>	1/4"-NPT female
<b>Outlet relief valve</b>	1/8"-NPT female
<b>Temperature range</b>	-20°C to +60°C
<b>Leak rate (to atmosphere)</b>	$\leq 10^{-7}$ mbar l/s He
<b>Pressure gauges (1/4"-NPT)</b>	safety pressure gauge ISO5171/KI2.5/NG63 with dual bar/psi scale
<b>Weight</b>	CRF61: 1.8 kg CRF62: 2.1 kg

Flow curves CRF61 / CRF62



**CRF61**  
Inlet pressure  
 $P_1 = 21$  bar

Flow rate  
 $Q$  [m³/h air]

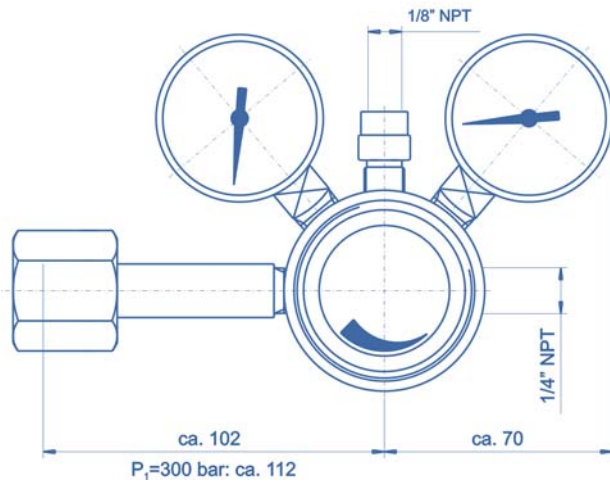
**CRF62**  
Inlet pressure  
 $P_1 = 9$  bar

Flow rate  
 $Q$  [m³/h air]

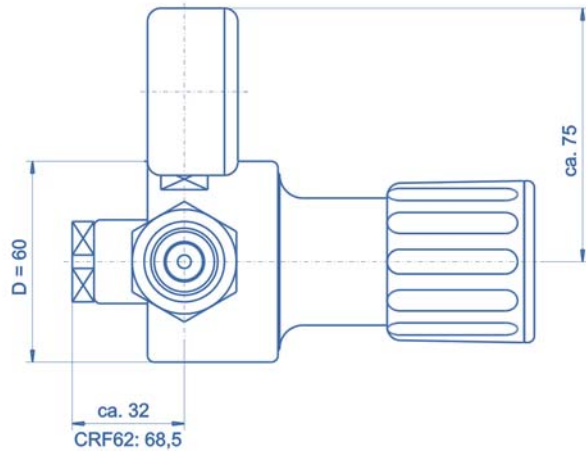
# Cylinder regulator CRF61 / 62

spectrocom

## Cylinder pressure regulator CRF61 / CRF62



side view



Ordering information: Cylinder pressure regulator series CRF61 / CRF62

**CRF - 61 - 200 - 10 - BS no.3 - V - N2**

### Type

- 61 single-stage regulator
- 62 double-stage regulator

### Inlet pressure $P_1$

- 200 max. 200 bar
- 300 max. 300 bar

### Outlet pressure $P_2$

- 1,5 max. 1,5 bar (double-stage)
- 4 max. 4 bar (double-stage)
- 10 max. 10 bar (single- or double-stage)

### Gas type

Please specify gas type!

### Outlet

- 0 1/4"-NPT female
- V control valve (1/4"-NPT female)

### Cylinder connection

Cylinder connection including standard and connection number (e.g. DIN477-54)

### Specifications

- SPECTROCOM - components guarantee maximum quality by using high grade materials and a quality assurance program acc. to ISO 9001.
- All components which come into contact with the medium are cleaned in an ultrasonic cleaning system (CFC-free) with the special cleaning process SPECTRO-CLEAN® and are then baked out.
- SPECTROCOM - components undergo a function test and a 100% Helium-leak-test.

### Important note regarding component selection

- In order to assure safe operation it is essential to take the configuration of the whole system into account when selecting a control panel.
- The function of the components, the compatibility of the materials, correlating temperature ranges, correct installation, operation and maintenance in accordance with the relevant regulations are the responsibility of the system designer and the user.