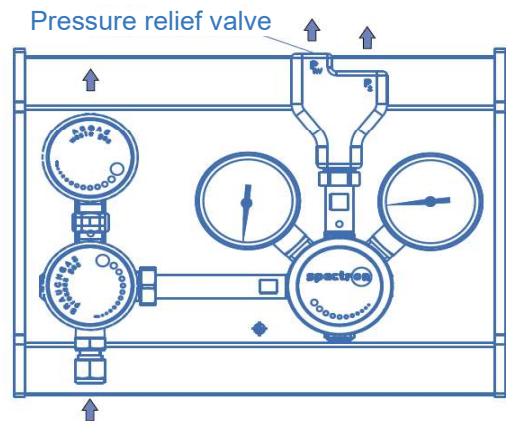


Pressure control panel BE55-1

spectro**cem**



BE55-1 with valve in the outlet adapter



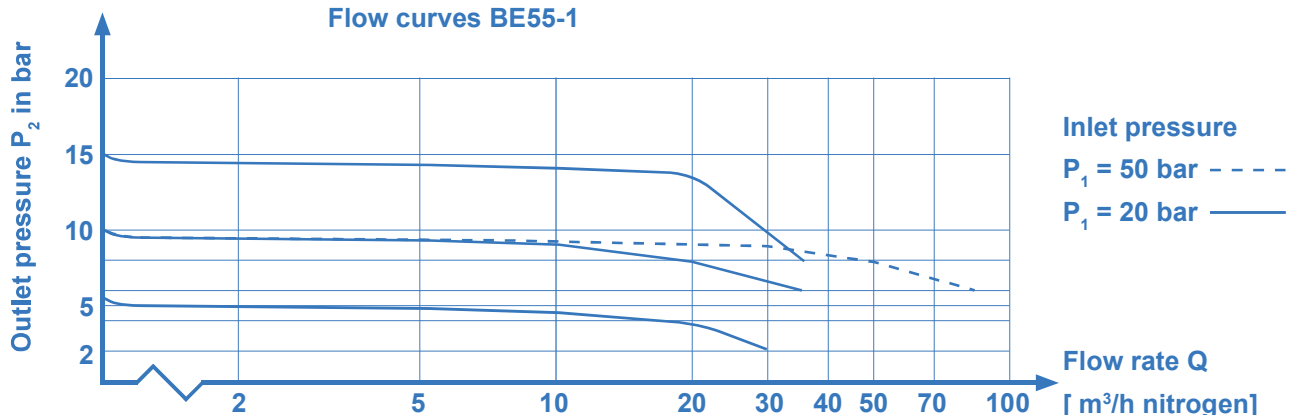
Product features

- Wall- and cabinet-mounting pressure control panels
- For corrosive, toxic gases and gas mixtures up to quality 6.0
- Modular design (to be extended to 2, 3 etc. cylinders)
- Filter at the process gas inlet valve
- Diaphragm-type shut-off valves optimised for low internal volume with On/Off position indicator
- Suitable for ECD-applications
- Diaphragm-type pressure regulator with high control accuracy up to 200 bar outlet pressure and anti-vibration device
- Outlet adapter with integrated relief valve (up to 100 bar) and optional diaphragm shut-off valve (this prevents the outlet piping from draining during disconnecting the panel)
- Laboratory-style design for easy installation
- Approved for use with oxygen
- Suitable for inlet pressure values up to 300 bar
- Compact design especially for installation into safety cabinets for gas cylinders

Technical data

Type	single-stage
Inlet pressure P_1	max. 300 bar
Outlet pressure P_2	max. 10 / 20 / 50 / 100 / 200 bar
Materials	
Body regulator and valves:	stainless steel 1.4404
Valve seat regulator:	PTFE / PCTFE
Valve seat valves:	PCTFE
Diaphragm regulator:	Hastelloy C276
Diaphragm valves:	Hastelloy C276
Soft goods:	EPDM, FKM
Filter regulator:	stainless steel 1.4404
Connections	
Inlet:	SS compression ring fitting 6x1 mm
Outlet:	1/4"-NPT female
Temperature range	-20 to +60°C
Leak rate	
to atmosphere:	$\leq 10^{-8}$ mbar l/s He
via seat:	$\leq 10^{-6}$ mbar l/s He
Weight	4,9 kg

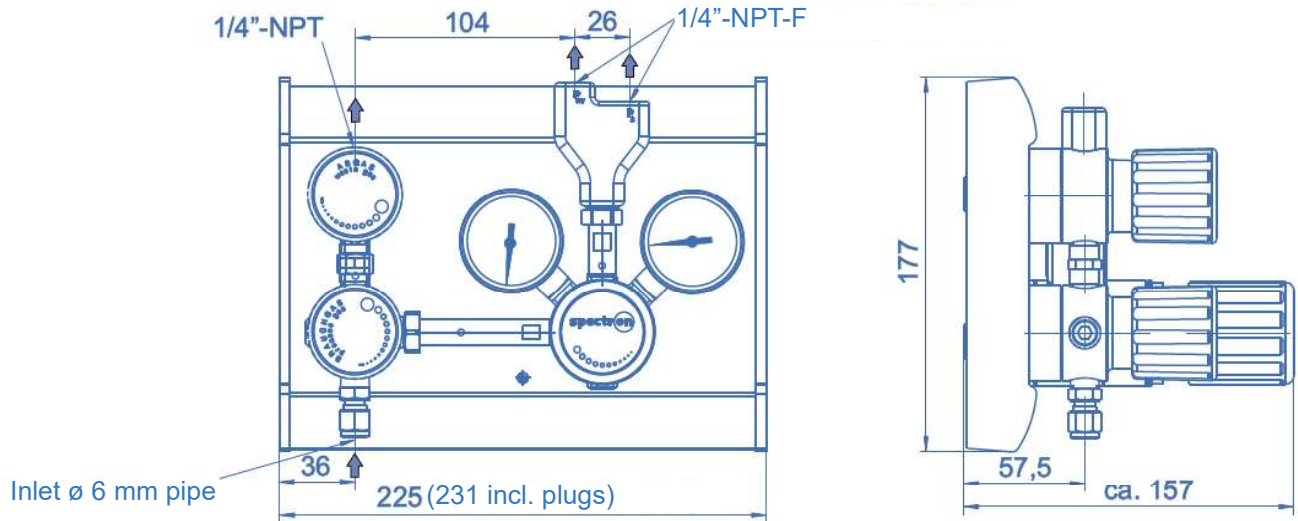
Flow curves BE55-1



Pressure control panel BE55-1

spectro**cem**

Dimensions and connections



Ordering information: Pressure control panel BE55-1

BE55 - 1 - 300 - 10 - V - V - M - M - V - N2

Inlet pressure P_1

100	max. 100 bar
200	max. 200 bar
300	max. 300 bar

Outlet pressure P_2

10	max. 10 bar
20	max. 20 bar
50	max. 50 bar
100	max. 100 bar
200	max. 200 bar

Process gas inlet HPI

High press. waste gas HPV

V	valve (manual)
VP	pneumatic valve (NC)

Gas type

Please specify gas type!

Outlet adapter

0	without valve
V	valve (manual)
VP	pneumatic valve (NC)

Outlet press. indication

Inlet pressure indication

M	pressure gauge
K	contact press. gauge
PT	pressure transmitter